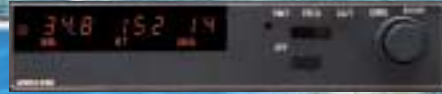



KN 62A & KN 64

Bendix/King
Panel-Mounted DME Systems



Avionic Service



BENDIX/KING

KN62A & KN64

Restyled and equipped with enhanced backlighting and controls, the Bendix/King Silver Crown Plus™ KN 62A and KN 64 Distance Measuring Equipment systems provide you with search and lock-on in about one second. (shown actual size)



Offering improved ergonomics, our entire line of Silver Crown Plus avionics features more extensive control backlighting and larger, sturdier knobs for easier use.

Easier On The Eyes

You're a pilot for one simple reason: you love flying. What you don't love is dealing with avionics that don't give you the precision you expect, or the visual reinforcement that you want.

That's where our new Silver Crown Plus line of panel-mounted avionics equipment offers a solution, putting all the information you need in a better light. Need evidence? Take a look at our redesigned DMEs, the TSO'd KN 62A and the non-TSO'd KN 64.

Using proven display technology, these Distance Measuring Equipment systems are much easier on the eyes, especially on a night flight. Now, the numbers you need are illuminated against a more contemporary faceplate. And to make the system more responsive, the knobs are larger and sturdier, providing a more precise feel.

Trusted Bendix/King Technology

Of course, you'll like as much about the features you can't see as those you can. Because behind the redesigned faceplates of the KN 62A and KN 64 is the Bendix/King quality and reliability you've come to know and trust over the years.

These self-contained, 200-channel systems, with their powerful solid-state transmitters, provide you with search and lock-on in about a second.

What's more, both the KN 62A and KN 64 can be channeled remotely through almost any NAV receiver, or tuned directly with their own frequency selection knobs. They even have dual channeling capability, making two DME frequencies available to you at all times—one remote, with one stored internally. So what you have, in effect, is a functional DME HOLD mode.

What you'll see on the display is the pertinent flight information you need: Either simultaneous DME distance, groundspeed and time-to-station, or DME distance and internally selected frequency.

These robust systems operate on any DC voltage from 11 to 33 without adapters or power converters. But with their modest power requirements, there's no need for external cooling.*

**Stack cooling is recommended when the KN 62A or KN 64 are installed in a stack configuration with other avionics.*





About The KN 62A and KN 64

ON/OFF SWITCH - Turn on the KN 62A or KN 64 only after engine start-up, and turn it off prior to engine shut-down.

3-POSITION FUNCTION SWITCH - This switch determines both the information displayed and the channeling source. On the Frequency (FREQ) setting, the unit can be channeled internally. On Groundspeed/Time-to-Station (GS/T), the unit holds the internally selected frequency and also displays distance, groundspeed and time-to-station information. On Remote (RMT), the DME is channeled when you select your NAV frequency on the NAV receiver and displays distance, groundspeed and time-to-station once it locks in on a ground station.

FREQUENCY SELECTION - Tune your frequency by using the two frequency selection knobs. Pushing the smaller knob in changes the 0.1 MHz digit (0.0, 0.1, 0.2, etc.). Pulling out the smaller knob adds 0.05 MHz to the frequency, and tunes the frequency in 0.1 MHz steps (0.05, 0.15, 0.25, etc.). Turning the outer, larger knob changes the larger digits (1 MHz, 10 MHz).

Easy As 1, 2, 3

You'll also be glad to know that the KN 62A and KN 64 are as easy on your mind as they are on your eyes. A three-position function switch makes these systems extremely simple to use, putting all the information you need and want at your fingertips.

1. Position one is FREQ, or Frequency, in the center. In this mode, your DME displays distance and the selected frequency. You can channel the unit internally using the two concentric frequency knobs.
2. Position two is GS/T, or Groundspeed/Time-to-Station, to the right. In this position, your DME holds the internally selected frequency while displaying distance, groundspeed and time-to-station. The "Frequency Hold" feature in this mode protects you from accidental rechanneling when the frequency isn't displayed.
3. Position three is RMT, or Remote,** to the left. Here, the DME channels when you select your NAV frequency on the NAV receiver. When the unit locks on to a ground station, it displays distance, groundspeed and time-to-station. While it searches and before it locks, you'll see only dashes on the display.

That's it! Full DME functionality made as simple as 1-2-3!

Backed By The Best

Like our other panel-mounted avionics, the KN 62A and KN 64 are backed by Bendix/King's comprehensive two-year "no hassle" warranty. And, no matter where you fly, you'll never be far from one of our 800 authorized service centers worldwide—the most extensive support network in general aviation.


Combining improved ergonomics, usable features, proven performance and legendary Bendix/King reliability, the Silver Crown Plus KN 62A and KN 64 offer much more than meets the eye—as you'd expect from the leader in panel-mounted avionics.

See your nearest AlliedSignal distributor for more details and a demonstration of all our new Silver Crown Plus avionics systems.

****Remote channeling requires wiring to the NAV receiver.**



In FREQ mode, the unit displays distance and frequency.



In GS/T and RMT modes, the unit displays distance, groundspeed and time-to-station.

NOTE: For specific operating information, consult the Silver Crown Plus Pilot's Guide, AlliedSignal Part Number 006-18110-0000.

KN 62A & KN 64 Specifications

TSO Compliance (KN 62A only):	C66a
DO-160 Environmental Categories (KN 62A only):	A1B1/A/PKS/XXXXXXZBBBA
Channels:	200
Output Power:	50 W peak, pulsed power minimum (KN 62A); 35 W peak pulsed power minimum (KN 64)
Maximum Display Range:	389 nm
Acquisition Sensitivity:	-82 dBm minimum, -87 dBm nominal
Range Accuracy:	±1 nm or ±14%, whichever is greater, from 0-99.9 nm; ±1 nm from 100-389 nm
Groundspeed Accuracy:	±1 knot or ±1%, whichever is greater from 0-999 knots
Time-to-Station:	±1 minute from 0-99 minutes
Search Time:	1.0 second nominal
Memory Time:	11-15 seconds
Max. Altitude:	50,000 ft.
Power Requirements:	11-33VDC at 15 watts
Channeling Sources:	A. Internal B. External control head providing shifted BCD code, such as the KFS 560B C. External control head providing ARINC 2 x 5 code, such as the KX 170, KFS 560 and KN 53 D. External control head providing slip code, such as the KX 170A, KX 170B, KX 175 and KX 175B E. External control head providing Bendix/King serial code, such as the KX 155, KX 155A, KX 165 and KNS 81

Physical Dimensions (includes mounting rack and connectors):

Width	6.312 in. (16.032 cm)
Height	1.300 in. (3.302 cm)
Depth	12.258 in. (31.135 cm)
Weight	2.6 lbs. (1.18 kg)



© 1999 AlliedSignal Inc.
6/99 006-18193-0001 10K Printed in U.S.A.

Policy Notice: Avionics installations require special skills, tools and test equipment. Our limited warranty is valid only for equipment installed in accordance with our sales and service policies.

In keeping with our policy of continual product improvement, designs and specifications described here may be altered without notice.



AVIONIC SERVICE GmbH / Srl
L.-Galvani-Str. 6/E Via L. Galvani | I-39100 Bozen / Bolzano
Tel. +39 0471 506 963 | Fax +39 0471 921 418
info@avionic-service.eu | avionic@pec.it | www.avionic-service.eu

Avionic sale and customer service
Two-way radio and telecommunication technology



BENDIX/KING

AlliedSignal Aerospace Inc.
One Technology Center
23500 W. 105th Street, Olathe, KS 66061-1950
Telephone 913.712.2613 Fax 913.712.5697
Toll-Free in U.S. 877.712.2386
www.bendixking.com